

The Presentation of Misaligned Eyes in Children with Pervious Squint Surgery at Tripoli Eye Hospital

Amal El Bahi

Tripoli Eye Hospital, Tripoli University, Libia.

***Corresponding author**

Amal El Bahi, Tripoli Eye Hospital, Tripoli University, Libia. Tel: +218925016838; E-mail: Amel_elbahi@yahoo.com or Amelmb85@gmail.com.

Submitted: 09 Jan 2017; Accepted: 18 Jan 2017; Published: 30 Jan 2017

Introduction

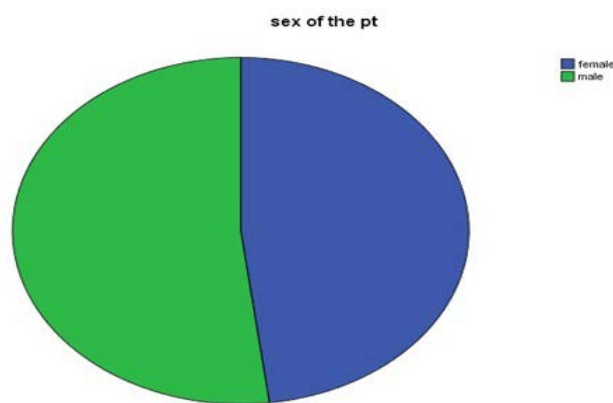
Strabismus, is one of the most common ocular problems in children. It can be treated with conservative therapy such as glasses, prisms, patching and/or orthoptic exercises, with a majority of the cases eventually requiring correction with eye muscle surgery. The benefits of surgical correction include elimination of diplopia, restoration of binocular single vision, and improvement of cosmesis and psychosocial status. However, some reports in the past two decades have indicated the possibility of good surgical outcomes, and significant improvements of central and peripheral binocular visual function even in adult patients. The aim of this present study is to determine the prevalence of squinted eyes with previous squint surgery in patients attend the squint outpatient clinic.

Methods

This is a cross-sectional study, in which the sample was randomly selected. One hundred cases were enrolled in the study, of them there were 52% are males and 48% are females. Data were collected between November 2011 and July 2012 from people who visited the squint clinic of Tripoli Eye Hospital. The participants or Parents of selected participants answered a standard questionnaire, providing personal data, squint and squint related data including medical and surgical history as well as birth and familial data. SPSS was used for all statistical analyses.

Results

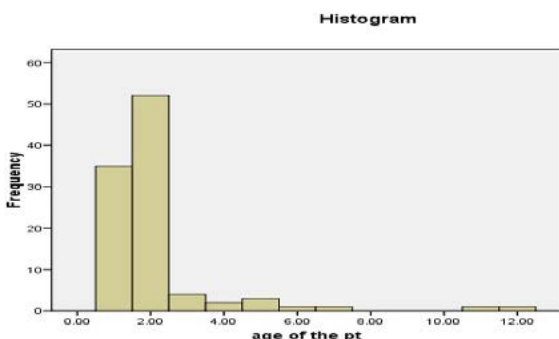
From 100 patients, age varied between 5-10 years of age in 52 patients and between 0-5 years in 35 patients. Out of these patients 42 patients had a family history affected with squint. The geographical distribution of our patients is that 38% of them live outside Tripoli “the main squint consultation center” which may effect on their management and the time intervening between the onset of squint and the first ophthalmic consultation.

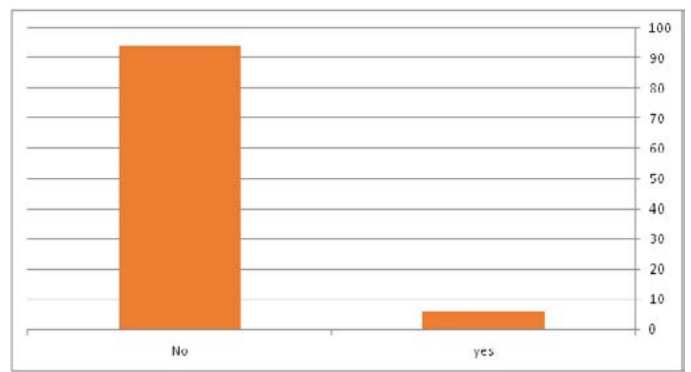
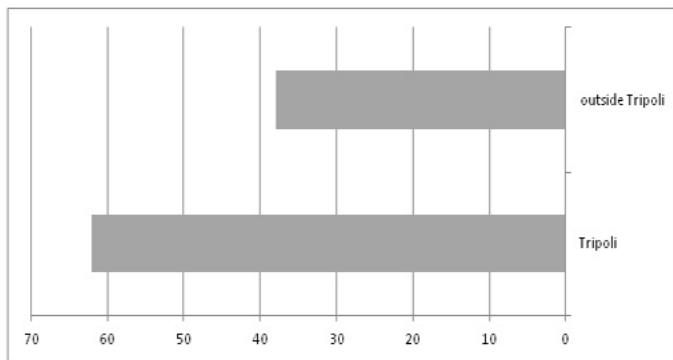


Out of these patients 42 patients had a family history affected with squint.

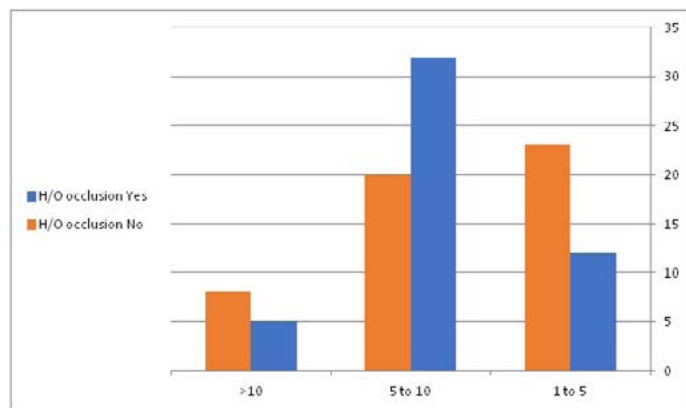


The geographical distribution of our patients is that 38% of them live outside Tripoli “ the main squint consultation center” which may affect on their management and the time intervening between the onset of squint and the first ophthalmic consultation.

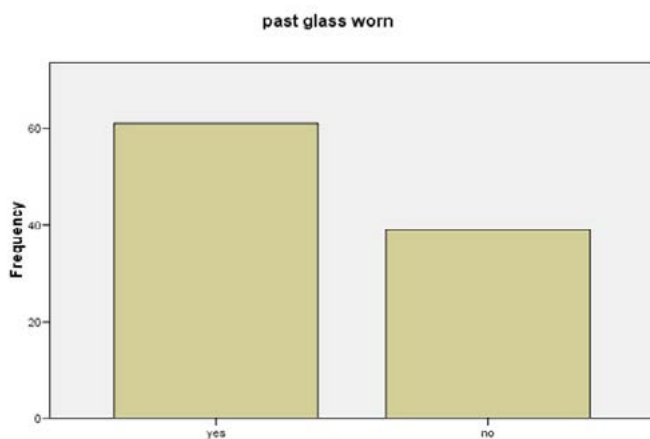




A 32 (aged between 5-10 years) of the squinted patients had their first occlusion therapy regardless to the onset of strabismus, compare it with 23 of squinted patients (aged between 1-5years) had no occlusion therapy.



Furthermore, a 61% patients were treated by prescription of glasses or have previous history of glasses wear; A 33 out of 39 patients who didn't wear glasses had difficulties in learning or were late to their age.



Although correction of refractive error is the most important first treatment for squint, however only 6% waited for second squint corrective surgery.

Conclusion

Strabismus is a common presenting ocular problem at outpatient clinics of ophthalmology. Many studies were conducted in the field of strabismus including those talking about the prevalence of strabismus and its types, as the prevalence of strabismus worldwide is reported to vary from 1.3% to 5.7% of all children, and the success rate for surgery in achieving some level of binocular vision was only 22% and for achieving cosmetic improvement, the success rate was 63%. Further, the need for multiple surgeries was common and there was a trend toward recurrence of the Strabismus.

In our study, we conclude that the prevalence of secondary surgery in squinted eye patients was low, but With regard to the results of treating amblyopia by occlusion, there were a high number in delaying treating amblyopia which may suggest the distance of the patients' domicile from hospital or lack of education, So we recommend the importance of inform and educate other health care practitioners, including primary care physicians, as well as teachers, parents, and patients about the visual complications of strabismus and the availability of treatment and management. Also screening is very important especially in developing countries as the early treatment is essential for a good visual and learning outcome [1-10].

Furthermore, it was noted that the most prevalent complication of surgery was the need for repeated surgeries as a result of squint coming back after a period of time. Most disappointing was that in other data indicate that an end result of a reappearance of the squint was almost as likely as a functional cure.

So we recommend that further studies should be conducted to explore the reasons for requiring secondary surgery as strabismus will extend the medical, social and psychological problems.

References

1. Thomas S, Guha S (2010) Large-angle strabismus: can a single surgical procedure achieve a successful outcome?. *Strabismus* 18: 129-136.
2. E Chimonidou, G Palimeris, J Koliopoulos, P Velissaropoulos (1977) Family distribution of concomitant squint in Greece. *Br J Ophthalmol* 61: 27-29.
3. Nigeria O T Bodunde, O O Onabolu, V O Fakolujo (2014) Pattern of squint presentations in children in a tertiary institution in Western Department Of Ophthalmology Olabisi Onabanjo University Teaching Hospital. *IOSR Journal of*

-
- Dental and Medical Sciences 13: 29-31.
4. Robaei D, Rose KA, Kifley A, Cosstick M, Ip JM, et al. (2006) Factors associated with childhood strabismus: findings from a population-based study. *Ophthalmology* 113: 1146-1153.
 5. Beauchamp GR, Black BC, Coats DK, Enzenauer RW, Hutchinson AK, et al. (2003) The management of strabismus in Adults-I. Clinical characteristics and treatment. *J AAPOS* 7: 233-240.
 6. Satterfield D, Keltner JL, Morrison TL (1993) Psychosocial aspects of strabismus study. *Arch Ophthalmol* 111: 1100-1105.
 7. Burke JP, Leach CM, Davis H (1997) Psychosocial implications of strabismus surgery in adults. *J Pediatr Ophthalmol Strabismus* 34: 159-164.
 8. Carlos Alexandre de Amorim Garcia, Araken Britto de Sousa, Marcelo Bezerra de Melo Mendonça, Luciana Luna de Andrade, Fernando Oréfice (2004) Prevalence of strabismus among students in Natal/RN – Brazil, *Arq Bras Oftalmol.* 67: 791-794.
 9. Vidya Hegde, Anupama Bappal, Neelam Puthran (2013) Surgical outcomes following ocular re-alignment in various types of squints , Department of Ophthalmology, Bharatiya Vidyapeet Medical College 1: 24-28.
 10. Abuimara Amer (2014) Relative Prevalence of Various Types of Strabismus in Patients Attending NGO's Medical Centers in Gaza Strip. *Science Journal of Public Health* 1: 1-5.

Copyright: ©2017 Amal El Bahi. This is an open-access article distributed under the terms of the Creative Commons Attribution License, which permits unrestricted use, distribution, and reproduction in any medium, provided the original author and source are credited.